

Industrial L3 4-Port 2.5GBASE-T 802.3bt PoE + 2-Port 10G SFP+ Managed Ethernet Switch



2.5Gbps Copper Ports with 802.3bt PoE++ Support and 10Gbps Fiber Ports Deliver High-speed PoE Networking

PLANET IGS-6325-4UP2X Industrial-grade, Multi-Gigabit L3 Managed PoE++ Ethernet Switch features **four 2.5GBASE-T 802.3bt PoE++ ports**, each of which can power up to **95 watts** and **two 10GBASE-X SFP+ ports**. This switch comes in a rugged IP30 metal case and can withstand a temperature range of **-40 to 75 degrees C**, making operation in the heavy industrial environment more stable.

The IGS-6325-4UP2X supports rich PoE operation modes including **90-watt 802.3bt type-4 PoE++ mode** and 4-pair force mode to solve the incompatibility of non-standard 4-pair PoE PDs in the field.



High Power and Full-speed Data Delivered over 4-pair UTP Cabling

The IGS-6325-4UP2X is equipped with the IEEE 802.3bt PoE++ technology, enabling it to provide up to 95 watts of power to each remote PoE compliant powered device (PD) using all four pairs of standard Cat5e/6 Ethernet cabling for high power and full-speed data delivery. Compared to the conventional 802.3at PoE+, it offers triple power capacity, making it the perfect solution for higher power consuming PDs, including:

- PoE PTZ speed dome cameras
- Network devices
- Thin clients
- AIO (all-in-one) touch PCs, point of sale (POS) and information kiosks
- Remote digital signage displays
- PoE lightings

Physical Port

- 4 10/100/1G/2.5GBASE-T RJ45 copper ports with 802.3bt PoE++ Injector function
- 2 10GBASE-SR/LR SFP+ slots, compatible with 1G/2.5GBASE-X SFP
- One RJ45-to-RS232 console interface for basic management and setup

Ruggedly Reliable

- Dual power input, redundant power with reverse polarity protection
 - DC 48 to 54V input
 - Active-active redundant power failure protection
 - Backup of catastrophic power failure on one supply
 - Fault tolerance and resilience
- DIN-rail and wall-mount designs
- IP30 aluminum case
- Supports 4KV DC Ethernet ESD protection.
- -40 to 75 degrees C operating temperature

Digital Input and Digital Output

- 2 digital inputs (DI)
- 2 digital outputs (DO)
- Integrates sensors into auto alarm system.
- Transmits alarm to IP network via email and SNMP trap.

IEEE 802.3bt Power over Ethernet

- Compliance with IEEE 802.3bt Type-4 PoE++ standard
- Backward compatibility with IEEE 802.3at/af PD device
- Powers up to **four** IEEE 802.3bt PoE++ devices (backward compatible with IEEE 802.3af/at)
- Supports PoE with power up to 95 watts for each PoE port.
- Total of 360-watt PoE budget
 - A single power input can provide a power budget of up to 240W.
 - Two power inputs can provide a power budget of up to 360W.
- Detects Powered Devices (PD) automatically.



802.3bt PoE++ and Advanced PoE Power Output Mode Management

To meet the demand for supplying stable PoE power to various powered devices, the IGS-6325-4UP2X Switch offers five different PoE power output modes for selection.

- 90W 802.3bt PoE++ Power Output Mode (Pins 1, 2, 3, 6 + Pins 4, 5, 7, 8)
- 95W UPOE Power Output Mode (Pins 1, 2, 3, 6 + Pins 4, 5, 7, 8)
- 30W End-span PoE Power Output Mode (Pins 1, 2, 3, 6)
- 30W Mid-span PoE Power Output Mode (Pins 4, 5, 7, 8)
- 60W Force Power Output Mode (Pins 1, 2, 3, 6 + Pins 4, 5, 7, 8)

ONVIF Support Allows Effective and Centralized Control Over IP-based Security Products

The IGS-6325-4UP2X switch offers ONVIF support as part of its versatile feature set for seamless integration with IP surveillance cameras. Through the switch's web GUI, users can easily search for and display all ONVIF-compliant devices on their LAN.

Users can also upload floor plans to the switch and place IP surveillance cameras on the plan for more intuitive planning and faster inspection in the future. Additionally, the web GUI provides real-time surveillance information, online/offline status, and the ability to remotely reboot cameras.



Intelligent Alive Check for Powered Devices

The IGS-6325-4UP2X can be configured to monitor the status of connected powered devices (PDs) in real time through ping action. If a PD stops working and responding, the IGS-6325-4UP2X will recycle the PoE port power and bring the PD back to working condition. This greatly enhances reliability, as the assigned PoE port automatically reboots the PD, reducing the administrator's management burden.

- Circuit protection prevents power interference between ports.
- Power feeding up to 100m
- PoE management features
 - Total PoE power budget control
 - Per port PoE function enable/disable
 - PoE admin-mode control
 - PoE port power feeding priority
 - Per PoE port power limit
 - PD classification detection
 - PoE extension mode to support power feeding up to a maximum distance of 160 meters.
- Intelligent PoE features
 - Temperature threshold setting
 - PoE usage threshold setting
 - PD alive check
 - PoE schedule

Layer 3 IP Routing Features

- IPv4 dynamic routing protocol supports RIPv2 and OSPFv2.
- IPv6 dynamic routing protocol supports OSPFv3.
- IPv4/IPv6 hardware static routing
- The routing interface provides a per-VLAN routing mode.

Layer 2 Features

- The Store-and-Forward architecture offers high performance, while the runt/CRC filtering eliminates erroneous packets to optimize network bandwidth.
- Storm control support
 - Broadcast/Multicast/Unknown unicast
- VLAN support includes:
 - IEEE 802.1Q tagged VLAN
 - Provider bridging (VLAN Q-in-Q IEEE 802.1ad)
 - Private VLAN Edge (PVE)
 - Protocol-based VLAN
 - MAC-based VLAN
 - Voice VLAN
 - GVRP (GARP VLAN Registration Protocol)
- Supports **Spanning Tree Protocol** including:
 - IEEE 802.1D Spanning Tree Protocol (STP)
 - IEEE 802.1w Rapid Spanning Tree Protocol (RSTP)
 - IEEE 802.1s Multiple Spanning Tree Protocol (MSTP), spanning tree by VLAN
 - BPDU Guard

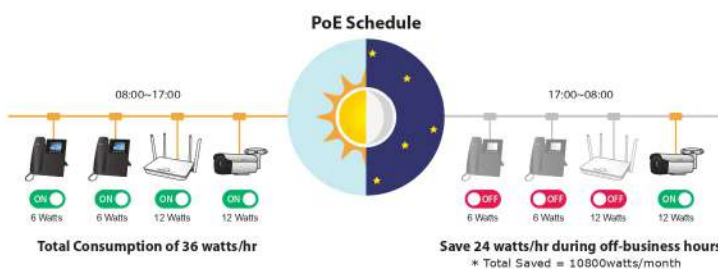
PD Alive Check



PoE Scheduling to Save Energys

By implementing the "PoE schedule" function, businesses can reduce their energy consumption during non-business hours or periods of low network usage. This not only helps to reduce energy costs but also minimizes the overall carbon footprint of the organization.

Furthermore, the IGS-6325-4UP2X's PoE scheduling feature provides a convenient and easy-to-use interface for managing power usage. The user can easily set the time intervals for each PoE port, allowing for more efficient power management.



Scheduled Power Recycling

The IGS-6325-4UP2X enables connected PoE IP cameras or PoE wireless access points to reboot at a specific time each week. This will reduce the chance of IP camera or AP crashes resulting from buffer overflow.



Layer 3 Network Routing Support

The IGS-6325-4UP2X allows administrators to boost network efficiency by configuring Layer 3 IPv4/IPv6 VLAN static routing manually or automatically through the Routing Information Protocol (RIP) or Open Shortest Path First (OSPF) settings.

- Supports **Link Aggregation** including:
 - 802.3ad Link Aggregation Control Protocol (LACP: 6 ports/3 groups max.)
 - Cisco ether-channel (static trunk: 6 ports/3 groups max.)
- Provides port mirror (Many-to-1)
- Port mirroring to monitor the incoming or outgoing traffic on a particular port
- Loop protection to avoid broadcast loops
- Link Layer Discovery Protocol (LLDP)
- Compatible with Cisco Uni-Directional Link Detection (UDLD), which monitors a link between two switches and blocks the ports on both ends of the link if the link fails at any point between the two devices.
- Supports G.8032 ERPS (Ethernet Ring Protection Switching).
- Supports IEEE 1588v2 PTP (Precision Time Protocol) transparent clock mode.

Quality of Service

- Ingress shaper and egress rate limit per port bandwidth control
- 8 priority queues on all switch ports
- Traffic classification
 - IEEE 802.1p CoS
 - ToS/DSCP/IP Precedence of IPv4/IPv6 packets
 - IP TCP/UDP port number
 - Typical network application
- Strict priority and Weighted Round Robin (WRR) CoS policies
- Supports QoS and In/Out bandwidth control on each port
- Traffic-policing on the switch port
- DSCP remarking
- Voice VLAN

Multicast

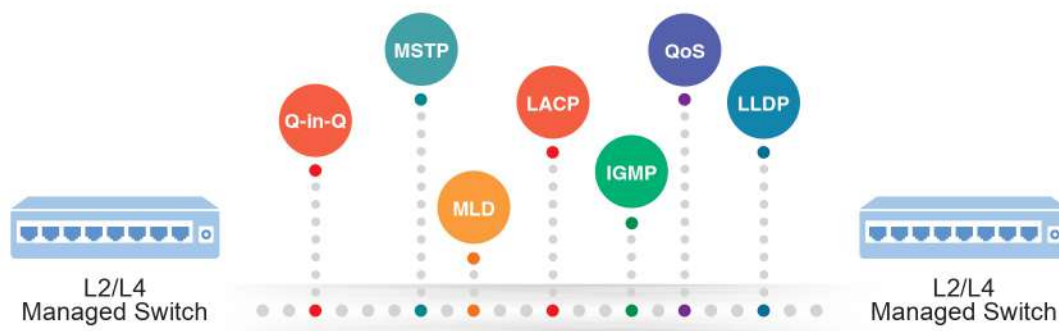
- Supports IPv4 IGMP snooping v1, v2 and v3
- Supports IPv6 MLD snooping v1 and v2
- Querier mode support
- IPv4 IGMP snooping port filtering
- IPv6 MLD snooping port filtering
- MVR (Multicast VLAN Registration)

The **RIP** uses hop count as a routing metric and prevents routing loops by setting a limit on the number of hops allowed in a path from source to destination.

The **OSPF** is an interior dynamic routing protocol for autonomous systems based on link state. The protocol creates a database of link states by exchanging link states among Layer 3 switches and then uses the Shortest Path First algorithm to generate a route table based on that database.

Robust Layer 2 Features

The IGS-6325-4UP2X is capable of advanced Layer 2 switch management functions, including dynamic port link aggregation, 802.1Q tagged VLAN, Q-in-Q VLAN, private VLAN, Multiple Spanning Tree Protocol (MSTP), Layer 2 to Layer 4 QoS, bandwidth control, IGMP snooping, and MLD snooping. By aggregating supporting ports, the IGS-6325-4UP2X can operate up to 3 high-speed trunk groups with multiple ports and fail-over support.



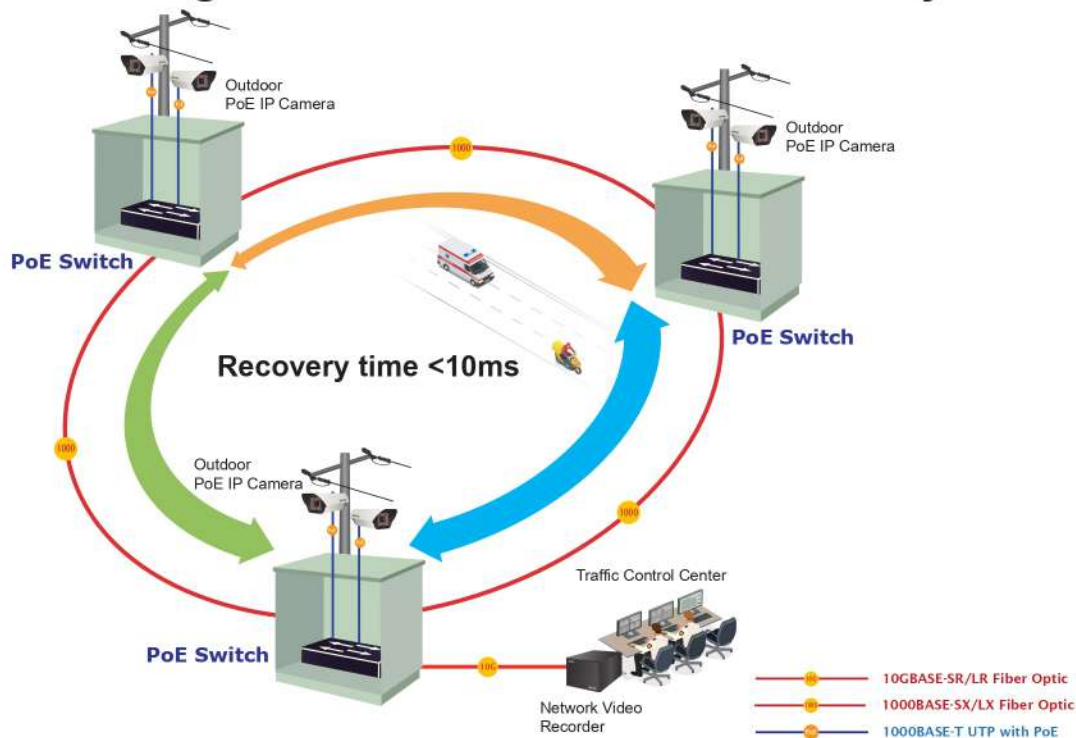
Modbus TCP Provides Flexible Network Connectivity for Factory Automation

The IGS-6325-4UP2X supports the **Modbus TCP** protocol, allowing for easy integration with **SCADA** systems, **HMI** systems, and other data acquisition systems in factory floors. This enables administrators to remotely monitor the industrial Ethernet switch's **operating information**, **port information**, communication status, and DI/DO status, thereby enhancing monitoring and maintenance of the entire factory.

Redundant Ring, Fast Recovery for Critical Network Applications

The IGS-6325-4UP2X supports redundant ring technology and has strong, rapid self-recovery capability to prevent interruptions and external intrusions. It incorporates advanced **ITU-T G.8032 ERPS (Ethernet Ring Protection Switching)** technology, Multiple Spanning Tree Protocol (IEEE 802.1s MSTP), and a **redundant power** input system into customer's industrial automation network, enhancing system reliability and uptime in harsh factory environments. In a simple ring network, the data link recovery time can be as fast as 10ms.

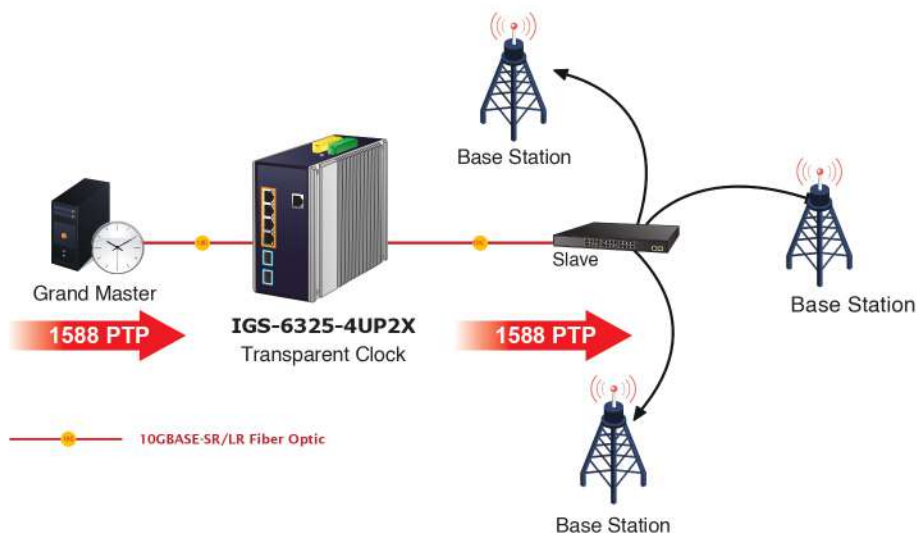
ERPS Ring for Video Transmission Redundancy



1588 Precision Time Protocol for Industrial Computing Networks

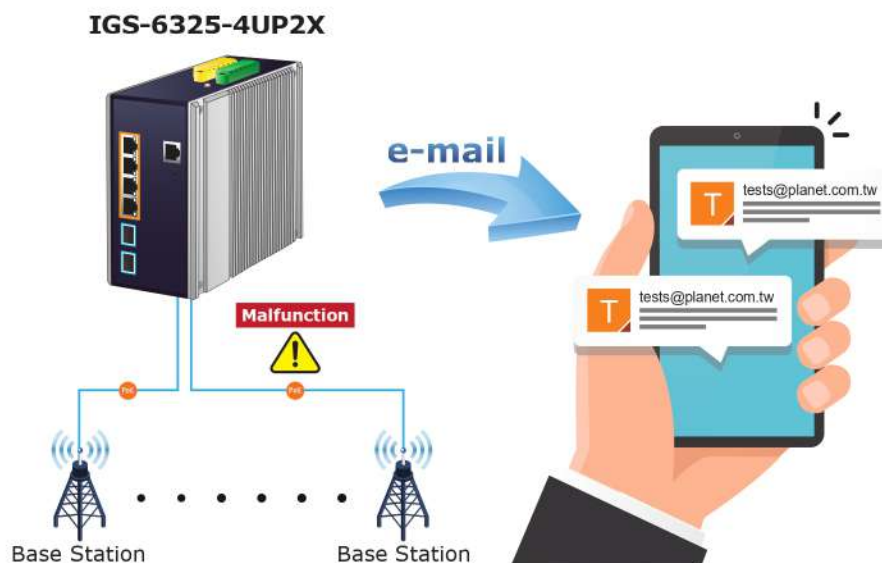
The IGS-6325-4UP2X is ideal for implementing precision time Ethernet applications. It is competent to play an undeniable role in an **IEEE 1588** and synchronous Ethernet network by supporting **MEF service** delivery and timing over packet solutions.

Time Synchronization in Network



SMTP Event Alert

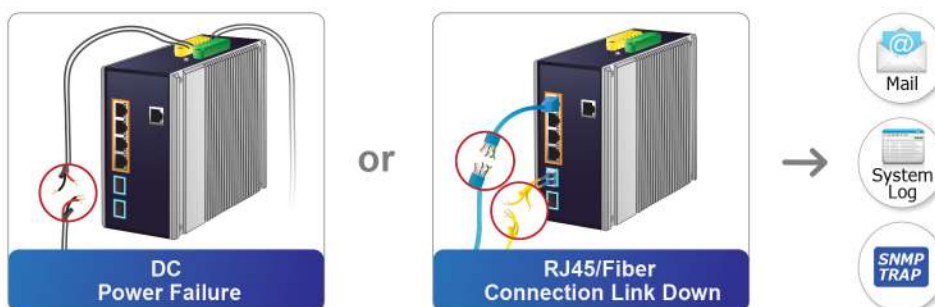
The IGS-6325-4UP2X supports SMTP event alert function to help quickly determine whether a device malfunction results from a network disconnection, or a rebooting response.



Effective Alarm Alert for Better Protection

The IGS-6325-4UP2X supports a Fault Alarm feature which can alert the users when there is something wrong with the switches. With this ideal feature, the users would not have to waste time to find where the problem is. It will help to save time and effort.

Fault Alarm Feature



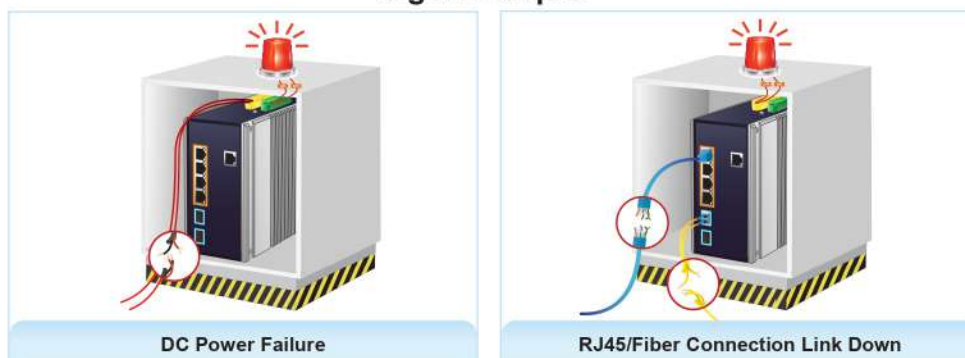
Digital Input and Digital Output for External Alarm

The IGS-6325-4UP2X supports Digital Input and Digital Output on its front panel. This external alarm enables users to use Digital Input to detect and log external device status (such as door intrusion detector), and send event alarm to the administrators. The Digital Output could be used to inform the administrator the IGS-6325-4UP2X's port status including link down, link up or power failure.

Digital Input



Digital Output




Efficient Management

For efficient management, the IGS-6325-4UP2X is equipped with console, Web and SNMP management interfaces.

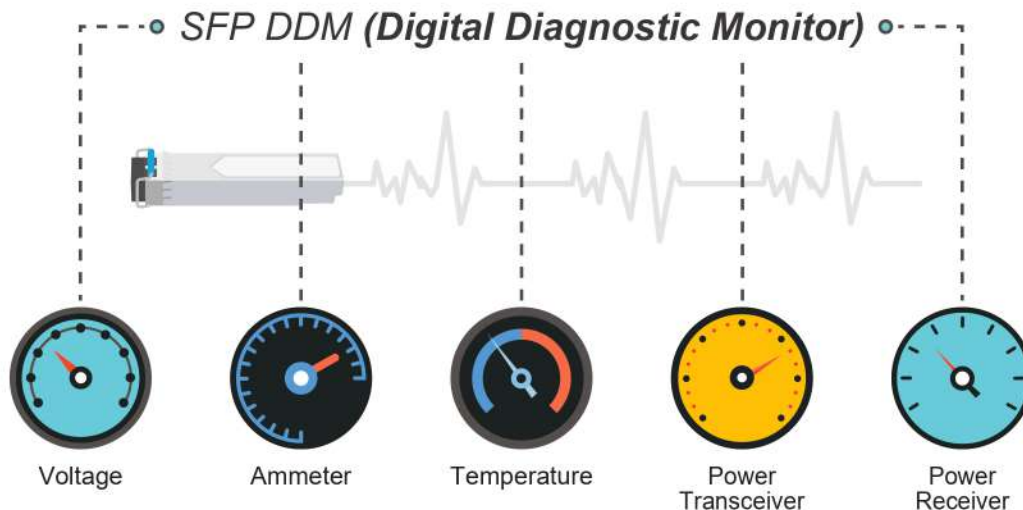
- With the built-in **Web-based** management interface, the IGS-6325-4UP2X offers an easy-to-use, platform-independent management and configuration facility.
- For **text-based** management, it can be accessed via Telnet and the console port.
- For standard-based monitor and management software, it offers SNMPv3 connection which encrypts the packet content at each session for secure remote management.

IGS-6325-4UP2X



Intelligent SFP Diagnosis Mechanism

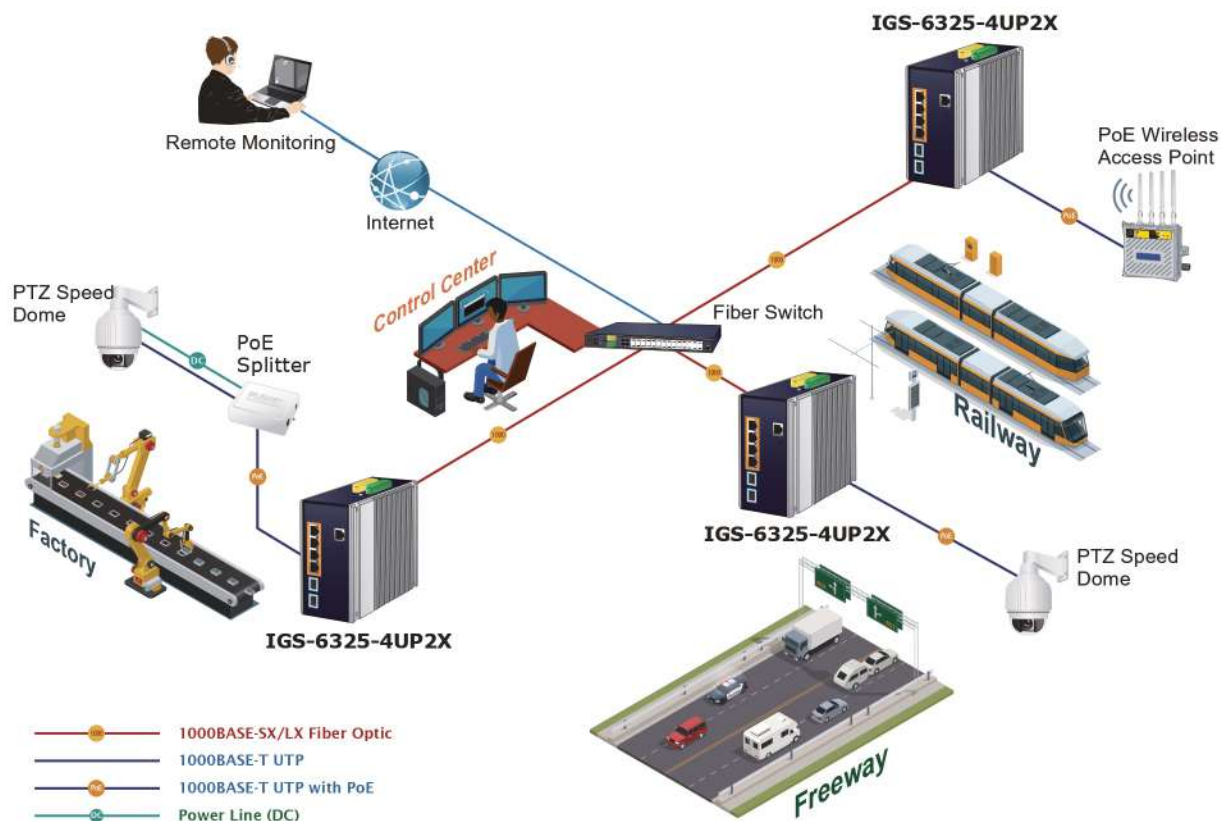
The IGS-6325-4UP2X supports SFP-DDM (digital diagnostic monitor) function that greatly helps network administrator to easily monitor real-time parameters of the SFP and SFP+ transceivers, such as optical output power, optical input power, temperature, laser bias current, and transceiver supply voltage.



Applications

Increase Field Information Availability and Streamline Central Management

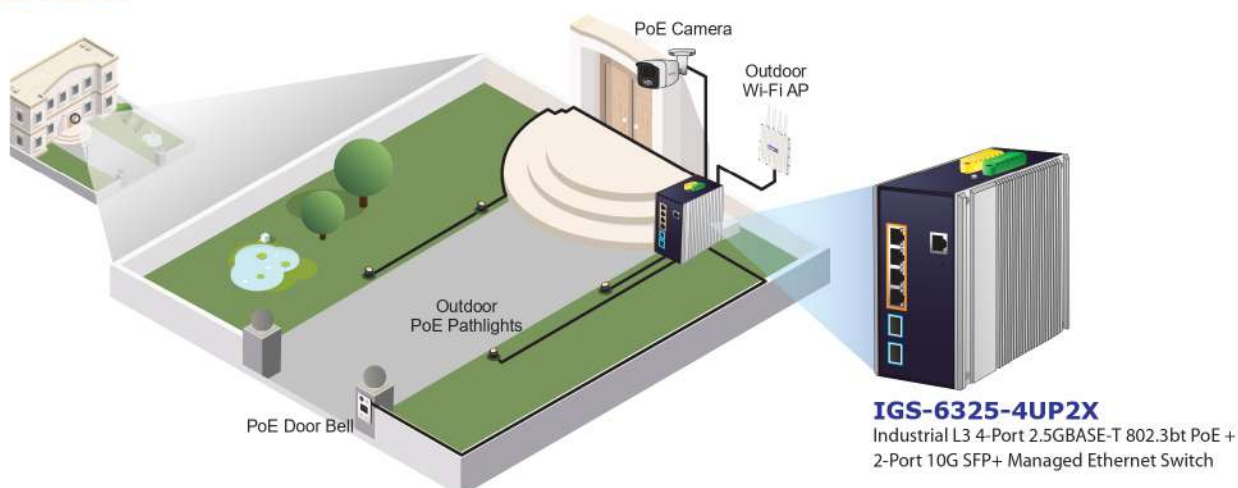
The IGS-6325-4UP2X provides up to **four** 802.3bt PoE++ in-line power interfaces, making it easy to build a centrally controlled power system for IP phone, IP camera, or wireless AP groups in an industrial network. For example, you can easily install **four** PoE IP cameras or wireless access points around the corner in an industrial environment for surveillance demands or for a wireless roaming network. The IGS-6325-4UP2X eliminates the power socket limitation, making the installation of IP cameras or wireless APs easier and more efficient.



Used in a Supermarket



Used in a Front Yard



Specifications

Product	IGS-6325-4UP2X
Hardware Specifications	
Copper Ports	4 2.5GBASE-T RJ45 auto negotiation port Supports 2.5G/1G/100/10Mbps data rate
SFP+ Ports	2 10GBASE-SR/LR SFP+ slots Backward compatible with 1000BASE-SX/LX/BX and 2500BASE-X SFP transceivers
PoE Injector Ports	4 ports with 802.3bt PoE++ injector function, from Port-1 to Port-4
Console	1 x RJ45-to-RS232 serial port (115200, 8, N, 1)
Reset Button	< 5 sec: System reboot > 5 sec: Factory default
Connector	Removable 6-pin terminal block for power input Pin 1/2 for Power 1, Pin 3/4 for Alarm, Pin 5/6 for Power 2 Removable 6-pin terminal block for DI/DO interface Pin 1/2 for DI 1 & 2, Pin 3/4 for DO 1 & 2, Pin 5/6 for GND
Alarm	One relay output for power failure. Alarm relay current carry ability: 1A @ 24VDC
Digital Input (DI)	2 digital inputs: Level 0: -24~2.1V ($\pm 0.1V$) Level 1: 2.1~24V ($\pm 0.1V$) Input load to 24VDC, 10mA max.

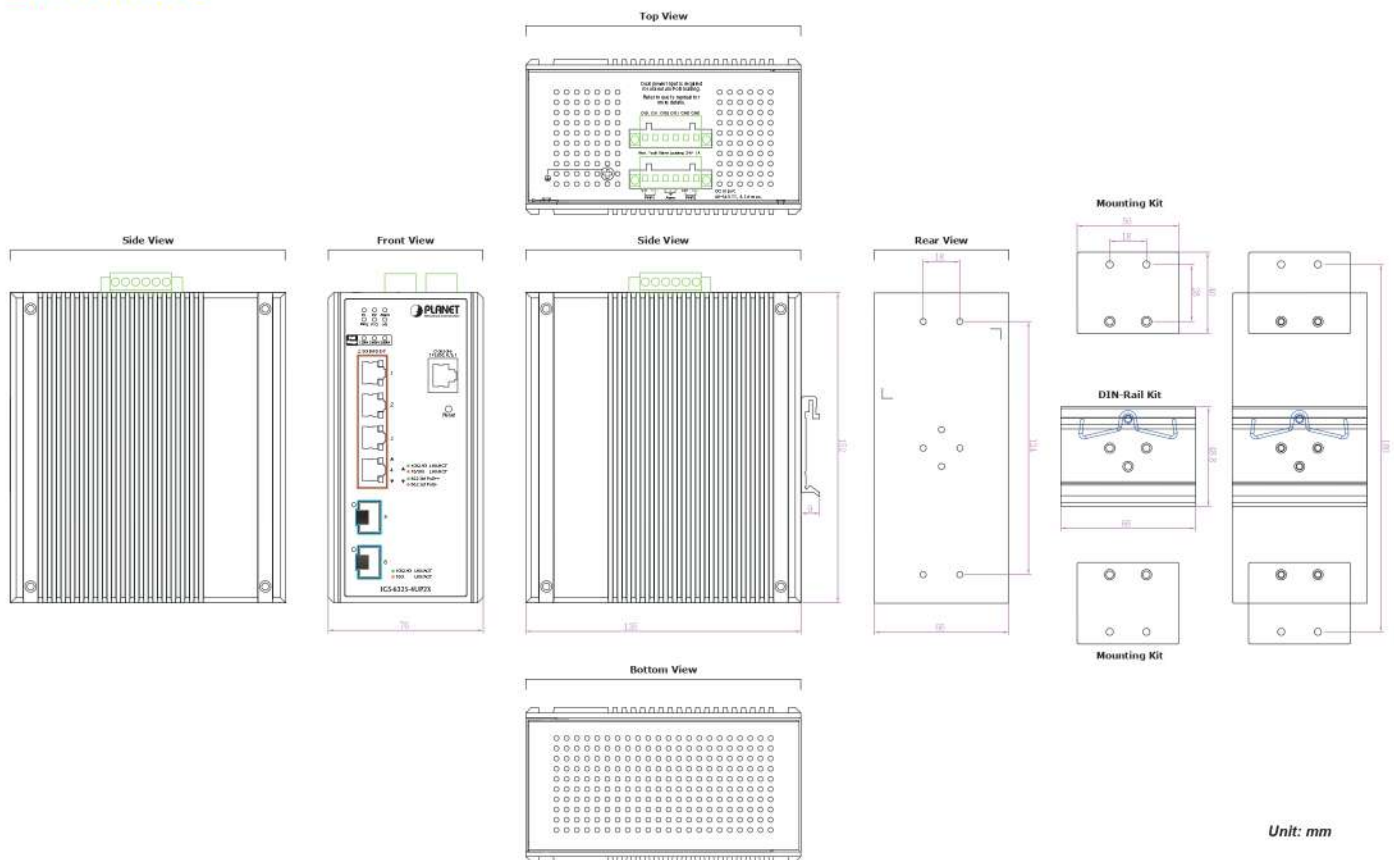
Digital Output (DO)	2 digital outputs: Open collector to 24VDC, 100mA
Enclosure	IP30 aluminum case
Installation	DIN-rail or wall-mount
SDRAM	512Mbytes
Flash Memory	64Mbytes
Dimensions (W x D x H)	76 x 135 x 152 mm
Weight	1,319g
Power Requirements	DC 48V-54V, 8.3A max.
Power Consumption	48VDC Input: Max. 8.9 watts/30.4 BTU (Idle) Max. 379 watts/1293.2 BTU (Full load) 54VDC Input: Max. 9.2 watts/31.4 BTU (Idle) Max. 381 watts/1300 BTU (Full load)
ESD Protection	Contact 4KVDC; Air 8KVDC
Surge Protection	2KVDC
LED Indicators	System: Power 1 (Green), Power 2 (Green) Alarm (Red) Ring (Green), Ring Owner (Green) DI/DO (Red) PoE Usage: 120W/240W/360W (Amber) Per 10/100/1G/2.5GBASE-T RJ45 Port: Data LED: 1G/2.5G LNK/ACT (Green) 10/100 LNK/ACT (Amber) PoE LED: IEEE 802.3bt Mode (Green) IEEE 802.3at Mode (Amber) Per 1G/2.5G/10GBASE-X SFP+ Port: 1G/2.5Gbps LNK/ACT (Green) 10Gbps LNK/ACT (Amber)
Switching Specifications	
Switch Architecture	Store-and-Forward
Switch Fabric	60Gbps/non-blocking
Throughput	44.462Mpps@64Bytes
Address Table	8K entries, automatic source address learning and aging
Shared Data Buffer	32Mbits
Jumbo Frame	10K bytes
Flow Control	IEEE 802.3x pause frame for full duplex Back pressure for half duplex
Power over Ethernet	
PoE Standard	IEEE 802.3bt PoE++ Type-4
PoE Power Supply Type	End-span Mid-span BT
Power Pin Assignment	802.3bt/UPoE: 1/2(-), 3/6(+), 4/5(+), 7/8(-) 802.3at/PoE: End-span: 1/2(-), 3/6(+) 802.3at/PoE: Mid-span: 4/5(+), 7/8(-)
PoE Power Output	Per port 48V ~ 54VDC -802.3bt Type-4 mode: maximum 95 watts -End-span mode: maximum 36 watts -Mid-span mode: maximum 36 watts -Force mode: maximum 95 watts
PoE Power Budget	Single power input: 240W maximum (depending on power input) Dual power input: 360W maximum (depending on power input) *Dual power input must be the same as DC voltage, like dual 54V.
Number of 90W 802.3bt Type-4 PDs	4
Number of 60W 802.3bt Type-3 PDs	4
Number of 30W 802.3at Type-2 PDs	4

Power over Ethernet	
Enhanced PoE Mode	Standard/Legacy/Force
PoE Management	PD Alive Check Scheduled Power Recycling PoE Schedule PoE Usage Monitoring PoE Extension
Active PoE Device Live Detection	Yes
PoE Power Recycling	Yes, daily or predefined schedule
PoE Schedule	4 schedule profiles
PoE Extend Mode	Yes, max. up to 160 meters
Layer 3 Functions	
IP Interfaces	Max. 32 VLAN interfaces
Routing Table	Max. 32 static routing entries Max. 1K routing table entries
Routing Protocols	IPv4 RIPv2 IPv4 OSPFv2 IPv6 OSPFv3 IPv4 hardware static routing IPv6 hardware static routing
Layer 2 Functions	
Port Configuration	Port disable/enable Auto-negotiation 10/100/1000/2500Mbps full and half duplex mode selection Flow control disable/enable Port link capability control
Port Status	Display of each port's speed duplex mode, link status, flow control status, auto-negotiation status and trunk status
Port Mirroring	TX/RX/Both Many-to-1 monitor RMirror – Remote Switched Port Analyzer (Cisco RSPAN) Supports up to 5 sessions
VLAN	IEEE 802.1Q tagged VLAN IEEE 802.1ad Q-in-Q tunneling Private VLAN Edge (PVE) MAC-based VLAN Protocol-based VLAN Voice VLAN IP Subnet-based VLAN MVR (Multicast VLAN registration) GVRP Up to 4K VLAN groups, out of 4095 VLAN IDs
Link Aggregation	IEEE 802.3ad LACP/static trunk Max. 3 trunk groups with max. 6 ports per trunk group
Spanning Tree Protocol	IEEE 802.1D Spanning Tree Protocol IEEE 802.1w Rapid Spanning Tree Protocol IEEE 802.1s Multiple Spanning Tree Protocol Supports 7 MSTP instances BPDU Guard, BPDU filtering and BPDU transparent Root Guard
IGMP Snooping	IPv4 IGMP (v1/v2/v3) snooping IPv4 IGMP querier mode support Supports 255 IGMP groups
MLD Snooping	IPv6 MLD (v1/v2) snooping, IPv6 MLD querier mode support Supports 255 MLD groups
Bandwidth Control	Per port bandwidth control Ingress: 10Kbps~13128Mbps Egress: 10Kbps~13128Mbps
Ring	Supports ERPS, and complies with ITU-T G.8032 Recovery time < 10ms @ 3 nodes Recovery time < 50ms @ 16 nodes Supports Major ring and sub-ring

Synchronization	IEEE 1588v2 PTP (Precision Time Protocol) <ul style="list-style-type: none"> - Peer-to-peer transparent clock - End-to-end transparent clock
QoS	Traffic classification based, strict priority and WRR 8-level priority for switching: <ul style="list-style-type: none"> - Port number - 802.1p priority - 802.1Q VLAN tag - DSCP/ToS field in IP packet
Security Functions	
Access Control List	IP-based ACL/MAC-based ACL ACL based on: <ul style="list-style-type: none"> - MAC Address - IP Address - Ethertype - Protocol Type - VLAN ID - DSCP - 802.1p Priority Up to 512 entries
Security	Port security IP source guard, up to 512 entries Dynamic ARP inspection, up to 1K entries Command line authority control based on user level Static MAC address, up to 64 entries
AAA	RADIUS client TACACS+ client
Network Access Control	IEEE 802.1x port-based network access control MAC-based authentication Local/RADIUS authentication
Management	
Basic Management Interfaces	Console; Telnet; Web browser; SNMP v1, v2c
Secure Management Interfaces	SSHv2, TLS v1.2, SNMPv3
System Management	Firmware upgrade by HTTP protocol through Ethernet network Configuration upload/download through HTTP Remote Syslog System log LLDP protocol NTP PLANET Smart Discovery Utility PLANET CloudViewer app
SNMP MIBs	RFC 1213 MIB-II RFC 1493 Bridge MIB RFC 1643 Ethernet MIB RFC 2863 Interface MIB RFC 2665 Ether-Like MIB RFC 2819 RMON MIB (Group 1, 2, 3 and 9) RFC 2737 Entity MIB RFC 2618 RADIUS Client MIB RFC 2863 IF-MIB RFC 2933 IGMP-STD-MIB RFC 3411 SNMP-Frameworks-MIB RFC 4292 IP Forward MIB RFC 4293 IP MIB RFC 4836 MAU-MIB IEEE 802.1X PAE LLDP
Standards Conformance	
Regulatory Compliance	FCC Part 15 Class A CE: EN55032 EN55035

Stability Testing	IEC60068-2-32 (free fall) IEC60068-2-27 (shock) IEC60068-2-6 (vibration)
Standards Compliance	IEEE 802.3z Gigabit SX/LX IEEE 802.3ab Gigabit 1000T IEEE 802.3ae 10GBASE-X IEEE 802.3bz 2.5/5GBASE-T IEEE 802.3x flow control and back pressure IEEE 802.3ad port trunk with LACP IEEE 802.1D Spanning Tree Protocol IEEE 802.1w Rapid Spanning Tree Protocol IEEE 802.1s Multiple Spanning Tree Protocol IEEE 802.1p Class of Service IEEE 802.1Q VLAN tagging IEEE 802.1X Port Authentication Network Control IEEE 802.1ab LLDP IEEE 802.3ah OAM IEEE 802.1ag Connectivity Fault Management (CFM) RFC 768 UDP RFC 783 TFTP RFC 791 IP RFC 792 ICMP RFC 2068 HTTP RFC 1112 IGMP v1 RFC 2236 IGMP v2 RFC 3376 IGMP v3 RFC 2710 MLD v1 RFC 3810 MLD v2 RFC 2328 OSPF v2 RFC 5340 OSPF v3 RFC 2453 RIP v2 ITU-T G.8032 ERPS Ring
Environment	
Operating	-40 ~ 75 degrees C
Storage	-40 ~ 85 degrees C
Humidity	5 ~ 95% (non-condensing)

Dimensions



Ordering Information

IGS-6325-4UP2X	Industrial L3 4-Port 2.5GBASE-T 802.3bt PoE + 2-Port 10G SFP+ Managed Ethernet Switch
----------------	---

Related Products

IGS-6325-4T2X	Industrial L3 4-Port 2.5GBASE-T + 2-Port 10G SFP+ Managed Ethernet Switch
IGS-6325-5X1T	Industrial L3 5-Port 10GBASE-X SFP+ + 1-Port 10GBASE-T Managed Ethernet Switch
IGS-6325-8UP2S2X	Industrial L3 8-Port 10/100/1000T 802.3bt PoE + 2-Port 1G/2.5G SFP + 2-Port 10G SFP+ Managed Ethernet Switch
IGS-6325-8T4X	Industrial L3 8-Port 10/100/1000T + 4-Port 10G SFP+ Managed Ethernet Switch
IGS-6325-8T8S	Industrial L3 8-Port 10/100/1000T + 8-Port 100/1000X SFP Managed Ethernet Switch
IGS-6325-8T8S4X	Industrial L3 8-Port 10/100/1000T + 8-Port 100/1000X SFP + 4-Port 10G SFP+ Managed Ethernet Switch
IGS-5225-8T2S2X	Industrial L3 8-Port 10/100/1000T + 2-Port 100/1000X SFP + 2-Port 10G SFP+ Managed Ethernet Switch
IGS-6325-20T4C4X	Industrial L3 20-Port 10/100/1000T + 4-Port Gigabit TP/SFP + 4-Port 10G SFP+ Managed Ethernet Switch
IGS-6325-20S4C4X	Industrial L3 20-Port 100/1000X SFP + 4-Port Gigabit TP/SFP + 4-Port 10G SFP+ Managed Ethernet Switch

Available Modules for IGS-6325 DIN-rail series

CB-DASFP-0.5/2M	10G SFP+ Directly-attached Copper Cable (0.5/2M in length)
MTB-Series Module	10GBASE-LR/SR/BX/T Modules
MGB-Series Transceiver	1000BASE-SX/LX SFP Transceiver
MGB-2G Series Transceiver	2500BASE-X SFP Transceiver

PLANET Technology Corporation

11F., No.96, Minquan Rd., Xindian Dist., New Taipei City

231, Taiwan (R.O.C.)

Tel: 886-2-2219-9518

Email: sales@planet.com.tw

Fax: 886-2-2219-9528

www.planet.com.tw



PLANET reserves the right to change specifications without prior notice. All brand names and trademarks are property of their respective owners. Copyright © 2023 PLANET Technology Corp. All rights reserved.

IGS-6325-4UP2X