

8-Port 10/100/1000T 802.3bt PoE + 2-Port 100/1000X SFP Managed Ethernet Switch




IEEE 802.3bt PoE++ Managed Switch with Advanced L2/L4 Switching and Security

PLANET GS-4210-8UP2S is an architecture-optimized 1U Gigabit IEEE **802.3bt PoE++** Managed Switch featuring PLANET **intelligent PoE** functions to improve the availability of critical business applications. It provides IPv6/IPv4 dual stack management and built-in L2/L4 Gigabit switching engine along with **8 10/100/1000BASE-T** ports featuring **95-watt 802.3bt PoE++** and **2 100/1000BASE-X SFP ports**. With a total power budget of up to 180 watts for different kinds of PoE applications, the GS-4210-8UP2S provides a quick, safe and architecture-optimized 802.3bt PoE++ network solution for small businesses and enterprises.



GS-4210-8UP2S



Physical Port

- **8-port 10/100/1000BASE-T** RJ45 copper with PoE injector function
- **2 100/1000BASE-X SFP** slots
- RJ45 console interface for switch basic management and setup

Switching

- Hardware-based 10/100Mbps, half/full duplex and 1000Mbps full duplex mode, flow control and auto-negotiation, and auto MDI/MDI-X
- Features Store-and-Forward mode with wire-speed filtering and forwarding rates
- IEEE 802.3x flow control for full duplex operation and back pressure for half duplex operation
- 10K jumbo frame
- Automatic address learning and address aging
- Supports CSMA/CD protocol

Power over Ethernet

- Complies with IEEE 802.3bt PoE++ standard PSE
- Backward compatible with IEEE 802.3at PoE+ and 802.3af Power over Ethernet
- Ports 1 to 8 support up to 95 watts
- Each PoE port supports 54V DC power to powered device
- 180-watt PoE budget
- Auto detects powered device
- Circuit protection prevents power interference between ports
- Remote power feeding up to 100 meters in standard mode and 250m in extended mode
- PoE management
 - Total PoE function enable/disable
 - PoE PD Type for Standard/Legacy/UPOE mode option
 - Temperature Threshold
 - Per port PoE function enable/disable
 - PoE port power feeding priority
 - Per PoE port power limitation
 - PD classification detection
 - PoE extension
- Intelligent PoE features
 - PD alive check
 - PoE schedule
 - Scheduled power recycling

Layer 2 Features

- Prevents packet loss with back pressure (half-duplex) and IEEE 802.3x pause frame flow control (full-duplex)

Cybersecurity Network Solution to Minimize Security Risks

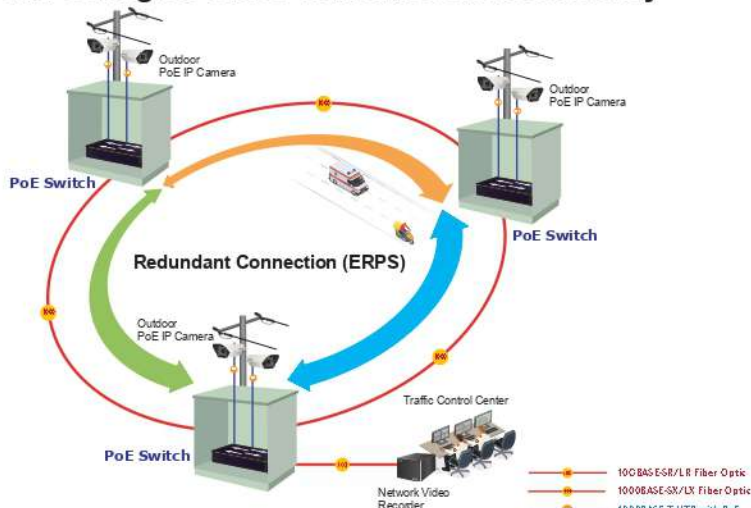
The cybersecurity feature included to protect the switch management in a mission-critical network virtually needs no effort and cost to install. Both SSHv2 and TLSv1.2 protocols are utilized to provide strong protection against advanced threats. The network administrator can now construct highly-secure corporate networks with considerably less time and effort than before.



Redundant Ring, Fast Recovery for Critical Network Applications

The GS-4210-8UP2S supports redundant ring technology and features strong, rapid self-recovery capability to prevent interruptions and external intrusions. It incorporates advanced ITU-T G.8032 ERPS (Ethernet Ring Protection Switching) technology, Spanning Tree Protocol (802.1s MSTP) into customer's network to enhance system reliability and uptime in various environments.

ERPS Ring for Video Transmission Redundancy



IEEE 802.3bt PoE++ Solutions

The GS-4210-8UP2S supports the 802.3bt standard, supplying up to 95 watts per 802.3bt port for increased requirements of devices. It can offer more PoE applications, such as:

- PoE PTZ speed dome cameras
- Any network device that needs higher PoE power to work normally
- Thin-client
- AIO (All-in-One) touch PC
- Remote digital signage display

- High performance Store and Forward architecture, broadcast storm control, and runt/CRC filtering that eliminates erroneous packets to optimize the network bandwidth
- Supports **VLAN**
 - IEEE 802.1Q tagged VLAN
 - Provider Bridging (VLAN Q-in-Q) support (IEEE 802.1ad)
 - Protocol VLAN
 - Voice VLAN
 - Private VLAN (Protected port)
 - Management VLAN
 - GVRP
- Supports **Spanning Tree Protocol**
 - STP (Spanning Tree Protocol)
 - RSTP (Rapid Spanning Tree Protocol)
 - MSTP (Multiple Spanning Tree Protocol)
 - STP BPDU Guard, BPDU filtering and BPDU forwarding
- Supports **Link Aggregation**
 - IEEE 802.3ad Link Aggregation Control Protocol (LACP)
 - Cisco ether-channel (static trunk)
- Provides port mirror (many-to-1)
- Loop protection to avoid broadcast loops
- Supports ERPS (Ethernet Ring Protection Switching)

Quality of Service

- Ingress and egress rate limit per port bandwidth control
- Storm control support
 - Broadcast/Unknown unicast/Unknown multicast
- Traffic classification
 - IEEE 802.1p CoS
 - TOS/DSCP/IP precedence of IPv4/IPv6 packets
- Strict priority and Weighted Round Robin (WRR) CoS policies

Multicast

- Supports IPv4 IGMP snooping v2 and v3
- Supports IPv6 MLD snooping v1, v2
- IGMP querier mode support
- IGMP snooping port filtering
- MLD snooping port filtering

Security

- Authentication
 - IEEE 802.1X port-based network access authentication
 - Built-in RADIUS client to cooperate with the RADIUS servers
 - RADIUS/TACACS+ login user access authentication
- Access control list
 - IPv4/IPv6 IP-based ACL
 - MAC-based ACL
- MAC security
 - Static MAC
 - MAC filtering
- Port security for source MAC address entries filtering



Built-in Unique PoE Functions for Powered Devices Management

Being the managed PoE switches for surveillance, wireless and VoIP networks, the GS-4210-8UP2S features the following special PoE management functions:

- PD alive check
- Scheduled power recycling
- PoE schedule
- PoE usage monitoring
- PoE extension

Intelligent Powered Device Alive Check

The GS-4210-8UP2S can be configured to monitor connected PD (Powered Device) status in real time via ping action. Once the PD stops working and responding, the GS-4210-8UP2S will resume the PoE port power and bring the PD back to work. It will greatly enhance the network reliability through the PoE port resetting the PD's power source and reducing administrator management burden.

PD Alive Check



Scheduled Power Recycling

The GS-4210-8UP2S allows each of the connected PoE IP cameras or PoE wireless access points to reboot at a specified time each week. Therefore, it will reduce the chance of IP camera or AP crash resulting from buffer overflow.



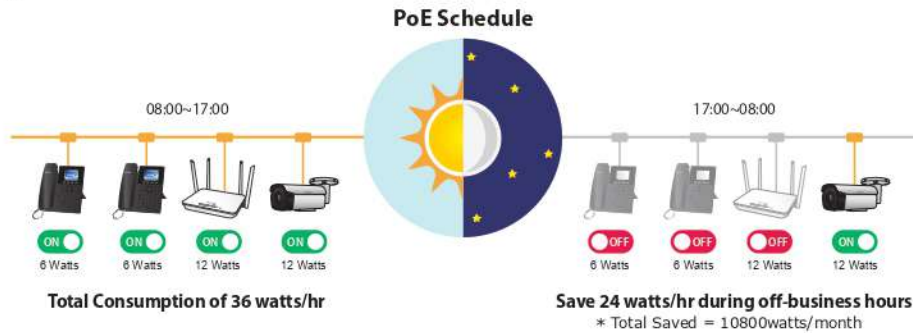
- DHCP snooping to filter distrusted DHCP messages
- Dynamic ARP Inspection discards ARP packets with invalid MAC address to IP address binding
- IP source guard prevents IP spoofing attacks
- DoS attack prevention

Management

- IPv4 and IPv6 dual stack management
- Switch management interface
 - Web switch management
 - Console and telnet command line interface
 - SNMP v1 and v2c switch management
 - SSHv2, TLSv1.2 and SNMP v3 secure access
- SNMP Management
 - Four RMON groups (history, statistics, alarms and events)
 - SNMP trap for interface link up and link down notification
- User privilege levels control
- Built-in Trivial File Transfer Protocol (TFTP) client
- BOOTP and DHCP for IP address assignment
- System maintenance
 - Firmware upload/download via HTTP/TFTP
 - Configuration upload/download through HTTP/TFTP
 - Dual images
 - Hardware reset button for system reboot or reset to factory default
- SNTP Network Time Protocol
- Network Diagnostic
 - SFP-DDM (digital diagnostic monitor)
 - Cable diagnostics
 - ICMPv4/ICMPv6 remote ping
- Link Layer Discovery Protocol (LLDP) and LLDP-MED
- Event message logging to remote syslog server
- PLANET Smart Discovery Utility for deployment management
- PLANET NMS system and CloudViewer/CloudViewerPro for deployment management

PoE Schedule for Energy Savings

Under the trend of energy savings worldwide and contributing to environmental protection, the GS-4210-8UP2S can effectively control the power supply besides its capability of giving high watts power. The “**PoE schedule**” function helps you to enable or disable PoE power feeding for each PoE port during specified time intervals and it is a powerful function to help SMBs or Enterprises save power and money. It also increases security by powering off PDs that should not be in use during non-business hours.

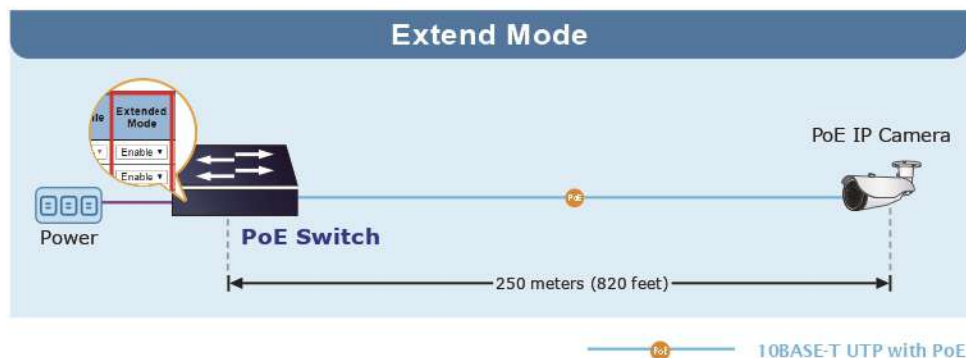


PoE Usage Monitoring

Via the power usage chart in the web management interface, the GS-4210-8UP2S enables the administrator to monitor the status of the power usage of the connected PDs in real time. Thus, it greatly enhances the management efficiency of the facilities.

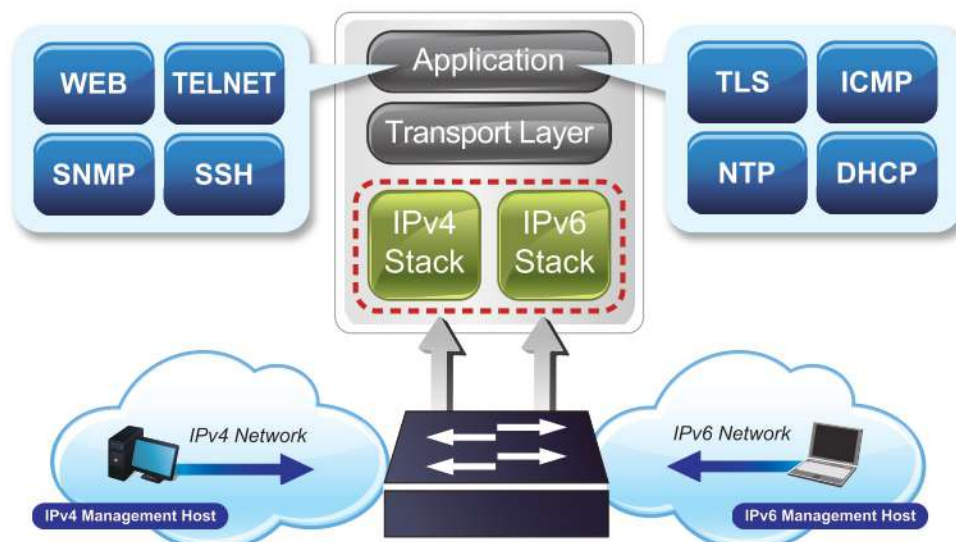
PoE+ Power and Ethernet Data Transmission Distance Extension

In the “Extend” operation mode, the GS-4210-8UP2S operates on a per-port basis at 10Mbps duplex operation but can support 50-watt PoE power output correspondingly over a distance of up to 250 meters overcoming the 100m limit on Ethernet UTP cable. With this brand-new feature, the GS-4210-8UP2S provides an additional solution for 802.3at/bt PoE distance extension, thus saving the cost of Ethernet cable installation.



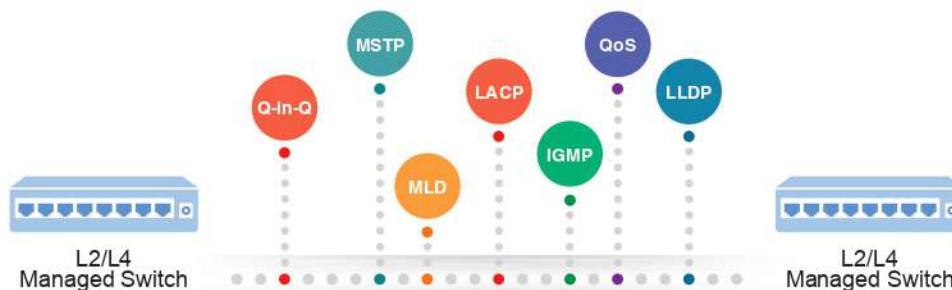
IPv6/IPv4 Dual Stack Management

Supporting both IPv6 and IPv4 protocols, the GS-4210-8UP2S helps the SMBs to step in the IPv6 era with the lowest investment as its network facilities need not be replaced or overhauled if the IPv6 FTTx edge network is set up.



Robust Layer 2 Features

The GS-4210-8UP2S can be programmed for advanced switch management functions such as dynamic port link aggregation, 802.1Q VLAN and **Q-in-Q** VLAN, **Multiple Spanning Tree Protocol (MSTP)**, **loop and BPDU guard**, **IGMP snooping**, and **MLD snooping**. Via the link aggregation, the GS-4210-8UP2S allows the operation of a high-speed trunk to combine with multiple ports, and supports fail-over as well. Also, the Link Layer Discovery Protocol (LLDP) is the Layer 2 protocol included to help discover basic information about neighboring devices on the local broadcast domain.



Efficient Traffic Control

The GS-4210-8UP2S is loaded with robust QoS features and powerful traffic management to enhance services to business-class data, voice and video solutions. The functionality includes broadcast/multicast storm control, per port bandwidth control, IP DSCP QoS priority and remarking. It guarantees the best performance for VoIP and video stream transmission, and empowers the enterprises to take full advantage of the limited network resources.

Powerful Security

The GS-4210-8UP2S offers comprehensive Layer 2 to Layer 4 Access Control List (ACL) for enforcing security to the edge. It can be used to restrict network access by denying packets based on source and destination IP address, TCP/UDP ports or defined typical network applications. Its protection mechanism also comprises 802.1x Port-based user authentication. With the private VLAN function, communication between edge ports can be prevented to ensure user privacy.


Advanced IP Network Protection

The GS-4210-8UP2S also provides **DHCP Snooping**, **IP Source Guard** and **Dynamic ARP Inspection** functions to prevent IP snooping from attack and discard ARP packets with invalid MAC address. The network administrator can now build highly-secure corporate networks with considerably less time and effort than before.

Efficient Management

For efficient management, the GS-4210-8UP2S is equipped with Command line, Web and SNMP management interfaces.

- With the built-in **Web-based** management interface, the GS-4210-8UP2S offers an easy-to-use, platform-independent management and configuration facility.
- For text-based management, it can be accessed via Telnet and the console port.
- By supporting the standard SNMP protocol, the switch can be managed via any SNMP-based management software.



Remote Management Solution

PLANET's **Universal Network Management System (UNI-NMS)** and CloudViewer/CloudViewerPro app support IT staff by remotely managing all network devices and monitoring PDs' operational statuses. Thus, they're designed for both the enterprises and industries where deployments of PDs can be as remote as possible, without having to go to the actual location once a bug or faulty condition is found. With the UNI-NMS or CloudViewer/CloudViewerPro app, all kinds of businesses can now be speedily and efficiently managed from one platform.

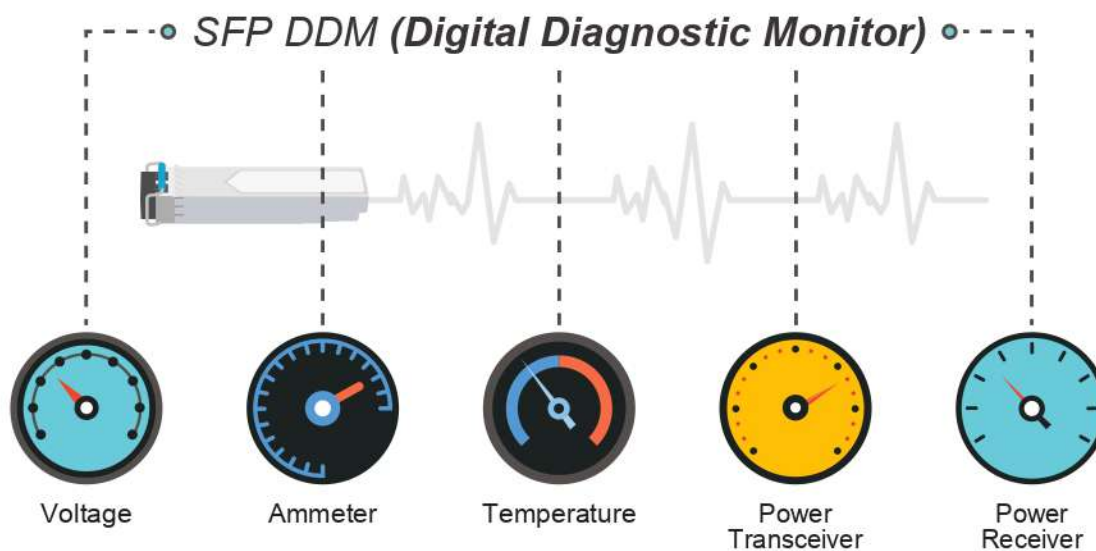


Flexibility and Extension Solution

The two mini-GBIC slots built in the GS-4210-8UP2S support SFP auto-detection and dual speed as it features **100BASE-FX** and **1000BASE-SX/LX SFP** (Small Form-factor Pluggable) fiber transceivers to uplink to backbone switch and monitoring center in long distance. The distance can be extended from 550 meters to 2 kilometers (multi-mode fiber) and up to above 10/20/40/60/80/120 kilometers (single-mode fiber or WDM fiber). They are well suited for applications within the enterprise data centers and distributions.

Intelligent SFP Diagnosis Mechanism

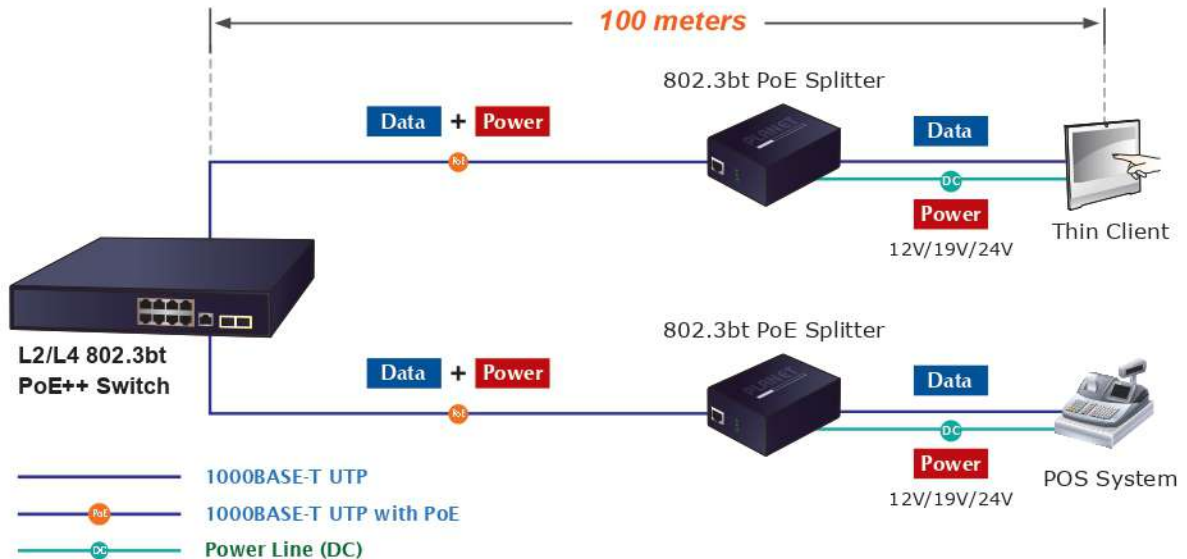
The GS-4210-8UP2S supports **SFP-DDM (Digital Diagnostic Monitor)** function that can easily monitor real-time parameters of the SFP for network administrator, such as optical output power, optical input power, temperature, laser bias current and transceiver supply voltage.



Applications

95W 802.3bt PoE++ and 30W 802.3at PoE+ Hybrid PoE Networking Solution

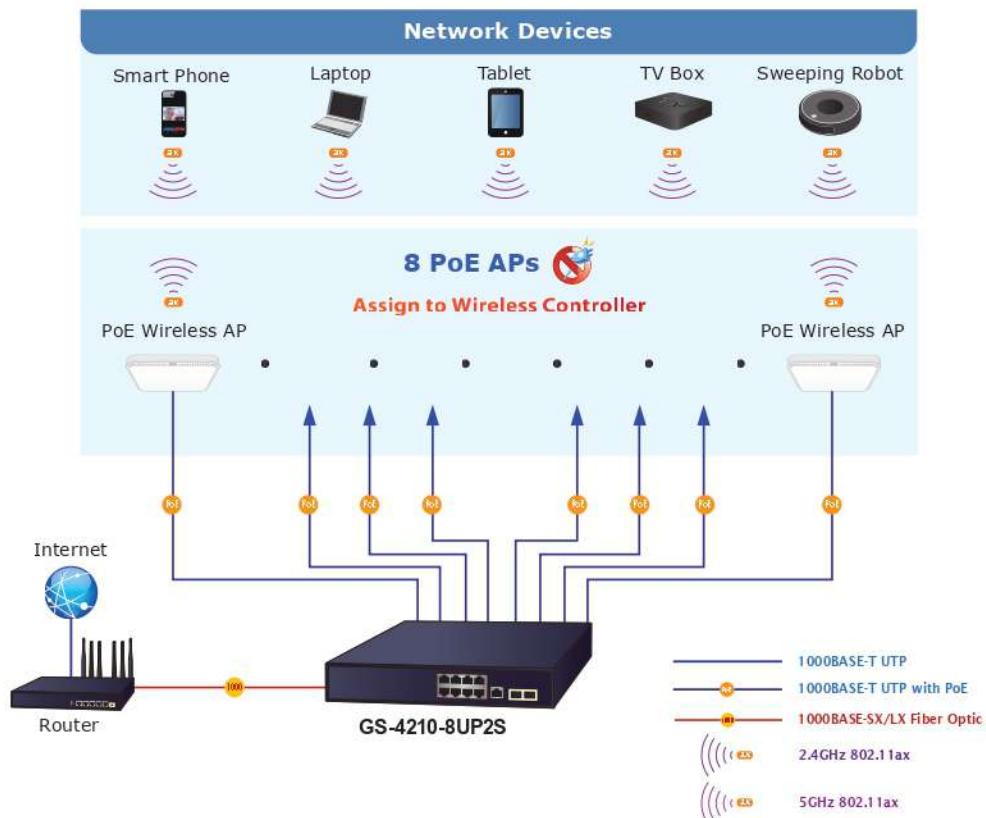
PLANET GS-4210-8UP2S can easily build an 802.3bt PoE++ networking solution on the cyber security system for the enterprises. For instance, it can work with the POS system and thin client to perform comprehensive security protection for today's businesses. The GS-4210-8UP2S and 802.3bt PoE++ Splitter - POE-173S, operate as a pair to provide the easiest way to power your non-PoE devices such as laptops, thin client, POS system, PTZ (pan, tilt & zoom) IP cameras and other network devices at distance up to 100 meters.



High Scalability for Today's 8-channel IP Surveillance Solution

The GS-4210-8UP2S comes with non-blocking design and SFP fiber-optic modules, bringing network infrastructure higher flexibility but lower in cost. Providing eight 10/100/1000BASE-T 802.3bt/at PoE ports and two Gigabit SFP ports, the GS-4210-8UP2S can easily build a video surveillance on the NVR system for the SOHO/SMBs. For instance, it can work with eight PoE IP cameras and extend the network infrastructure easily for today's businesses.

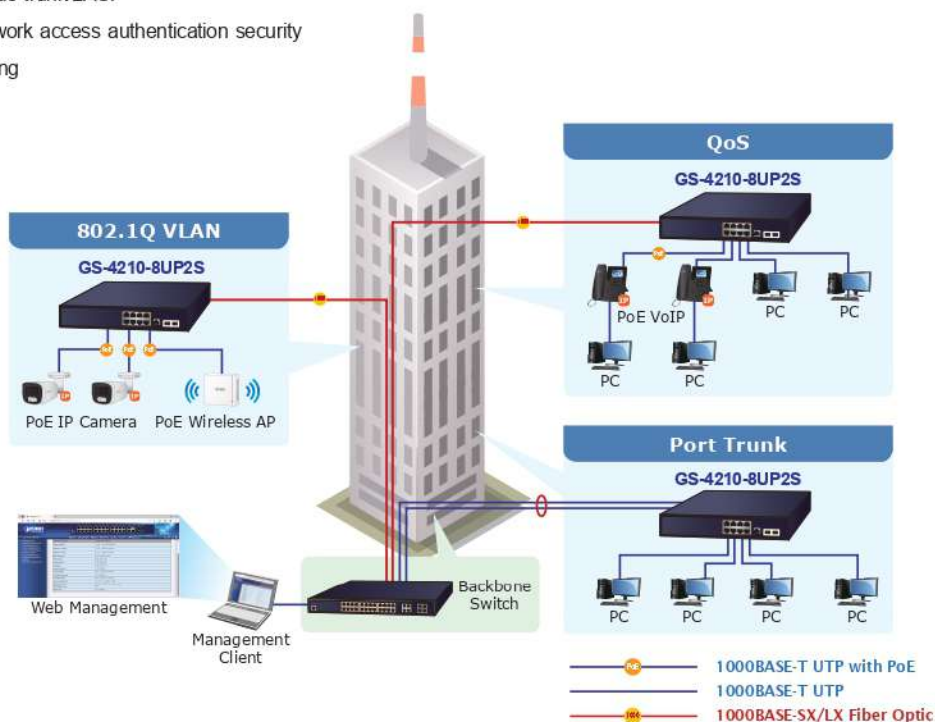
High Scalability & Best Security for Today's Wireless Networking Solution



Department/Workgroup 802.3bt PoE++ Network

Providing 8 PoE++ in-line power interfaces, the GS-4210-8UP2S can easily build a power that centrally controls IP phone system, IP camera system and wireless AP group for enterprises. The GS-4210-8UP2S delivers full ports backward compliant of 802.3af/at Gigabit Ethernet network connectivity with high-performance and architecture-optimized advantages for the increasing number of PoE IP telephones, PoE IP cameras, PoE wireless access points and other devices applied at the edge of the small or medium enterprise network. The GS-4210-8UP2S improves the network efficiency and protects the network clients with the powerful features:

- Layer 2 to Layer 4 security
- QoS/802.1Q VLAN/static trunk/LACP
- 802.1x port-based network access authentication security
- Multicast IGMP snooping



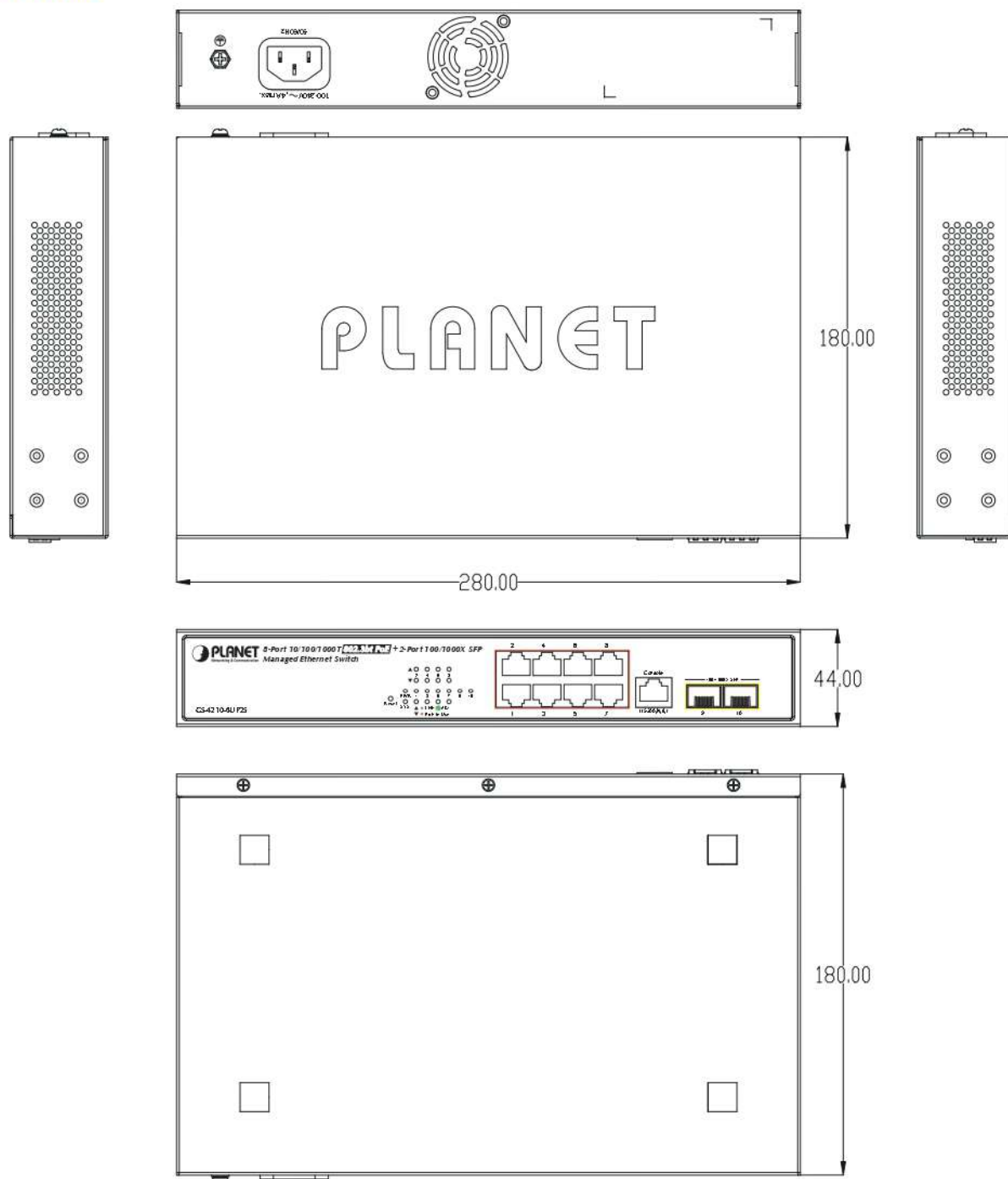
Specifications

Product	GS-4210-8UP2S
Hardware Specifications	
Copper Ports	8 x 10/100/1000BASE-T RJ45 auto-MDI/MDI-X port
SFP Slots	2 x 100/1000BASE-X SFP interface Supports 100/1000Mbps dual mode and DDM
PoE Injector Port	8 ports with 802.3bt PoE++ injector function (Ports 1 to 8)
Reset Button	< 5 sec: System reboot > 5 sec: Factory default
Power Requirements	100~240V AC, 50/60Hz, auto-sensing
Dimensions (W x D x H)	280 x 180 x 44 mm, 1U height
ESD Protection	Contact Discharge 6KV DC Air Discharge 8KV DC
Enclosure	Metal
Weight	1800g
Power Consumption/Dissipation	203 watts (max.)/692 BTU
LED	System: PWR x1 (Green) SYS x1 (Green) PoE Ports (Port 1 to Port 8): LNK/ACT x1 (Green) PoE-in-use x1 (Amber) Gigabit SFP Ports (Port 9 to Port 10): 100/1000 LNK/ACT x1 (Green)
Switch Specifications	
Switch Architecture	Store-and-Forward
Switch Fabric	20Gbps/non-blocking
Switch Throughput@64Bytes	14.88Mpps
Address Table	8K entries
Shared Data Buffer	4.1 megabits
Flow Control	IEEE 802.3x pause frame for full duplex Back pressure for half duplex
Jumbo Frame	10K bytes
Power over Ethernet	
PoE Standard	IEEE 802.3bt PoE++ PSE IEEE 802.3af/at PoE+ PSE
PoE Power Supply Type	802.3bt (Ports1 to 8)
PoE Power Output	Per PoE port 54V DC, max. 95 watts
Power Pin Assignment	802.3bt: 1/2 (+), 3/6 (-), 4/5 (-), 7/8 (+)
PoE Power Budget	180 watts
PoE Ability PD @ 12.5 watts	8 units with standard mode
PoE Ability PD @ 25 watts	7 units with standard mode
PoE Ability PD @ 51 watts	3 units with standard mode
PoE Ability PD @ 71 watts	2 units with standard mode
PoE Management Functions	
Active PoE Device Detection	Yes
PoE Power Recycling	Yes, daily or predefined schedule
PoE Schedule	4 schedule profiles
PD Alive Check	Yes
PoE Extend Mode	Yes, max. up to 250 meters
PoE Port Management	<ul style="list-style-type: none"> ■ Port Enable/Disable/Schedule ■ PoE Power Inline Mode <ul style="list-style-type: none"> - 802.3bt ■ PoE PD Type <ul style="list-style-type: none"> - Standard/Legacy/UPOE mode option ■ Port Priority <ul style="list-style-type: none"> -Critical/High/Low mode option ■ PD Class/Current Used[mA]/Power Used[W] <ul style="list-style-type: none"> -Real Time Display
Layer 2 Functions	
Port Mirroring	TX/RX/both Many-to-1 monitor Up to 4 sessions

VLAN	802.1Q tag-based VLAN Up to 256 VLAN groups, out of 4094 VLAN IDs 802.1ad Q-in-Q tunneling Voice VLAN Protocol VLAN Private VLAN (Protected port) GVRP
Link Aggregation	IEEE 802.3ad LACP and static trunk Supports 5 groups of 8-port trunk
Spanning Tree Protocol	IEEE 802.1D Spanning Tree Protocol (STP) IEEE 802.1w Rapid Spanning Tree Protocol (RSTP) IEEE 802.1s Multiple Spanning Tree Protocol (MSTP) STP BPDU Guard, BPDU Filtering and BPDU Forwarding
IGMP Snooping	IGMP (v2/v3) snooping IGMP querier Up to 256 multicast groups
MLD Snooping	MLD (v1/v2) snooping, up to 256 multicast groups
QoS	8 mapping IDs to 8 level priority queues - Port number - 802.1p priority - 802.1Q VLAN tag - DSCP field in IP packet Traffic classification based, strict priority and WRR
Ring	Supports ERPS, and complies with ITU-T G.8032 Recovery time < 450ms
Security Functions	
Access Control List	IPv4/IPv6 IP-based ACL/MAC-based ACL Max. 256 ACL entries
Port Security	IEEE 802.1X – Port-based authentication Built-in RADIUS client to co-operate with RADIUS server RADIUS/TACACS+ user access authentication
MAC Security	IP-MAC port binding MAC filter Static MAC address, max. 256 static MAC entries
Enhanced Security	DHCP Snooping and DHCP Option82 STP BPDU guard, BPDU filtering and BPDU forwarding DoS attack prevention ARP inspection IP source guard
Management Functions	
Basic Management Interfaces	Web browser; Telnet; SNMP v1, v2c
Secure Management Interfaces	SSHv2, TLSv1.2, SNMP v3
System Management	Firmware upgrade by HTTP/TFTP protocol through Ethernet network LLDP protocol SNTP PLANET Smart Discovery Utility PLANET NMS System and CloudViewer/CloudViewerPro app
Event Management	Remote/Local Syslog System log
SNMP MIBs	RFC 1213 MIB-II RFC 1215 Generic Traps RFC 1493 Bridge MIB RFC 2674 Bridge MIB Extensions RFC 2737 Entity MIB (v2) RFC 2819 RMON (1, 2, 3, 9) RFC 2863 Interface Group MIB RFC 3635 Ethernet-like MIB RFC 3621 Power Ethernet MIB
Standards Conformance	
Regulatory Compliance	FCC Part 15 Class A, CE, LVD

Standards Compliance	IEEE 802.3 10BASE-T	IEEE 802.3bt Power over Ethernet Plus Plus
	IEEE 802.3u 100BASE-TX/100BASE-FX	IEEE 802.3az Energy Efficient Ethernet (EEE)
	IEEE 802.3z Gigabit SX/LX	RFC 768 UDP
	IEEE 802.3ab Gigabit 1000T	RFC 783 TFTP
	IEEE 802.3x flow control and back pressure	RFC 793 TCP
	IEEE 802.3ad port trunk with LACP	RFC 791 IP
	IEEE 802.1D Spanning Tree Protocol	RFC 792 ICMP
	IEEE 802.1w Rapid Spanning Tree Protocol	RFC 2068 HTTP
	IEEE 802.1s Multiple Spanning Tree Protocol	RFC 1112 IGMP v1
	IEEE 802.1p Class of Service	RFC 2236 IGMP v2
	IEEE 802.1Q VLAN tagging	RFC 3376 IGMP v3
	IEEE 802.1x Port Authentication Network Control	RFC 2710 MLD v1
	IEEE 802.1ab LLDP	RFC 3810 MLD v2
	IEEE 802.3af Power over Ethernet	ITU G.8032 ERPS Ring
	IEEE 802.3at Power over Ethernet Plus	
Environment		
Operating Temperature	0~50 degrees C	
Storage Temperature	-10 ~ 70 degrees C	
Humidity	5 ~ 95% (non-condensing)	
Standard Accessories		
Packet Contents	GS-4210-8UP2S x 1	
	QR Code Sheet x 1	
	CloudViewerPro App Quick Guide x1	
	RS232 to RJ45 Console Cable x 1	
	Rubber Feet x 4	
	Rack-mounting Package x 1	
	Power Cord x 1	
	SFP Dust Caps x 2	

Dimensions



Unit: mm

Ordering Information

GS-4210-8UP2S

8-Port 10/100/1000T 802.3bt PoE + 2-Port 100/1000X SFP Managed Ethernet Switch

Related Products

GUP-805A-60W	100/1000BASE-X SFP to 10/100/1000BASE-T 802.3bt PoE++ Media Converter (60 Watts)
GUP-805A-95W	100/1000BASE-X SFP to 10/100/1000BASE-T 802.3bt PoE++ Media Converter (95 Watts)
GS-5220-8UP2T2X	Layer 3 8-Port 10/100/1000T 802.3bt PoE + 2-Port 10/100/1000T + 2-Port 10G SFP+ Managed Switch
GS-4210-16UP4C	16-Port 10/100/1000T 802.3bt PoE++ plus 4-Port Gigabit TP/SFP Combo Managed Switch
GS-4210-24UP4C	24-Port 10/100/1000T 802.3bt PoE++ plus 4-Port Gigabit TP/SFP Combo Managed Switch
GS-4210-24HP2C	4-Port 10/100/1000T 802.3bt PoE + 20-Port 10/100/1000T 802.3at PoE + 2-Port Gigabit TP/SFP Combo Managed Switch
GS-4210-8HP2S	2-Port 10/100/1000T 802.3bt PoE + 6-Port 10/100/1000T 802.3at PoE + 2-Port 100/1000X SFP Managed Switch
GSD-504UP	2-Port 10/100/1000T 802.3bt PoE + 2-Port 10/100/1000T 802.3at PoE + 1-Port Gigabit Desktop Switch (External 120 Watts)
POE-E304	1-Port 802.3bt PoE++ to 4-Port 802.3af/at Gigabit PoE Extender
POE-E304	1-Port Gigabit 802.3bt PoE++ Extender
POE-173S	Single-Port 10/100/1000Mbps 802.3bt PoE++ Splitter

Available 100Mbps Modules

Fast Ethernet Transceiver (100BASE-X SFP)

Model	Speed (Mbps)	Connector Interface	Fiber Mode	Distance	Wavelength (nm)	Operating Temp.
MFB-FX	100	LC	Multi Mode	2km	1310nm	0 ~ 60 degrees C
MFB-F20	100	LC	Single Mode	20km	1310nm	0 ~ 60 degrees C
MFB-F40	100	LC	Single Mode	40km	1310nm	0 ~ 60 degrees C
MFB-F60	100	LC	Single Mode	60km	1310nm	0 ~ 60 degrees C
MFB-F120	100	LC	Single Mode	120km	1310nm	0 ~ 60 degrees C

Fast Ethernet Transceiver (100BASE-BX, Single Fiber Bi-directional SFP)

Model	Speed (Mbps)	Connector Interface	Fiber Mode	Distance	Wavelength (TX)	Wavelength (RX)	Operating Temp.
MFB-FA20	100	WDM(LC)	Single Mode	20km	1310nm	1550nm	0 ~ 60 degrees C
MFB-FB20	100	WDM(LC)	Single Mode	20km	1550nm	1310nm	0 ~ 60 degrees C

Available 1000Mbps Modules

Gigabit Ethernet Transceiver (1000BASE-X SFP)

Model	DDM	Speed (Mbps)	Connector Interface	Fiber Mode	Distance	Wavelength (nm)	Operating Temp.
MGB-GT	--	1000	Copper	--	100m	--	0 ~ 60 degrees C
MGB-SX(V2)	YES	1000	LC	Multi Mode	550m	850nm	0 ~ 60 degrees C
MGB-SX2(V2)	YES	1000	LC	Multi Mode	2km	1310nm	0 ~ 60 degrees C
MGB-LX(V2)	YES	1000	LC	Single Mode	20km	1310nm	0 ~ 60 degrees C
MGB-L40	YES	1000	LC	Single Mode	40km	1310nm	0 ~ 60 degrees C
MGB-L80	YES	1000	LC	Single Mode	80km	1550nm	0 ~ 60 degrees C
MGB-L120(V2)	YES	1000	LC	Single Mode	120km	1550nm	0 ~ 60 degrees C

Gigabit Ethernet Transceiver (1000BASE-BX, Single Fiber Bi-directional SFP)

Model	DDM	Speed (Mbps)	Connector Interface	Fiber Mode	Distance	Wavelength (TX)	Wavelength (RX)	Operating Temp.
MGB-LA10(V2)	YES	1000	WDM(LC)	Single Mode	10km	1310nm	1550nm	0 ~ 60 degrees C
MGB-LB10(V2)		1000	WDM(LC)	Single Mode	10km	1550nm	1310nm	0 ~ 60 degrees C
MGB-LA20(V2)	YES	1000	WDM(LC)	Single Mode	20km	1310nm	1550nm	0 ~ 60 degrees C
MGB-LB20(V2)		1000	WDM(LC)	Single Mode	20km	1550nm	1310nm	0 ~ 60 degrees C
MGB-LA40(V2)	YES	1000	WDM(LC)	Single Mode	40km	1310nm	1550nm	0 ~ 60 degrees C
MGB-LB40(V2)		1000	WDM(LC)	Single Mode	40km	1550nm	1310nm	0 ~ 60 degrees C
MGB-LA80	YES	1000	WDM(LC)	Single Mode	80km	1490nm	1550nm	0 ~ 60 degrees C
MGB-LB80		1000	WDM(LC)	Single Mode	80km	1550nm	1490nm	0 ~ 60 degrees C

PLANET Technology Corporation

11F., No.96, Minquan Rd., Xindian Dist., New Taipei City 231, Taiwan (R.O.C.)

Tel: 886-2-2219-9518

Email: sales@planet.com.tw

Fax: 886-2-2219-9528

www.planet.com.tw



PLANET reserves the right to change specifications without prior notice. All brand names and trademarks are property of their respective owners. Copyright © 2023 PLANET Technology Corp. All rights reserved.

GS-4210-8UP2S